

Results Teams WAG
 EYOF qualification WOMEN
 Utrecht 2013



17-jul-2013







Medal group: EYOF Team Competition Women

1	Russian Federation						
164	KHARENKOVA, Maria	RUS	13.950	11.750	15.050	13.850	
165	BONDAREVA, Maria	RUS	13.850	11.950	14.850	13.200	
166	KUZMINA, Victoria	RUS	0.000	13.600	13.900	0.000	
	Total (best 2):	110.300	27.800	25.550	29.900	27.050	
2	Great Britain						
126	DOWNIE, Elissa	GBR	14.800	13.100	13.750	12.650	
127	MATTIS, Tyesha	GBR	14.750	13.400	13.850	12.700	
128	TINKLER, Amy	GBR	14.600	11.550	12.900	13.400	
	Total (best 2):	109.750	29.550	26.500	27.600	26.100	
3	Romania						
161	IRIDON, Andreea	ROU	0.000	12.850	14.550	13.550	
162	JURCA, Laura	ROU	14.500	12.500	14.050	13.350	
163	ZARZU, Silvia	ROU	13.200	0.000	0.000	13.600	
	Total (best 2):	108.800	27.700	25.350	28.600	27.150	
4	France						
123	VANHILLE, Louise	FRA	13.800	13.600	13.900	12.900	
124	MARTIN, Claire	FRA	13.100	12.950	13.950	13.150	
125	LONGUEVILLE, Laura	FRA	13.050	11.650	13.300	12.500	
	Total (best 2):	107.350	26.900	26.550	27.850	26.050	
5	Italy						
141	RIZZELLI, Martina	ITA	13.900	13.250	12.650	13.100	
142	UGRIN, Tea	ITA	13.750	13.300	12.700	13.200	
143	MORI, Lara	ITA	13.700	12.750	13.600	12.900	
	Total (best 2):	106.800	27.650	26.550	26.300	26.300	
6	Sweden						
174	SINGMUANG, Kim	SWE	13.850	13.050	12.950	12.450	
175	LARSSON, Emma	SWE	14.150	13.100	12.650	13.300	
176	AYAN, Ece	SWE	13.050	11.600	12.150	11.850	
	Total (best 2):	105.500	28.000	26.150	25.600	25.750	
6	Germany						
129	GRIEBER, Leah	GER	13.000	11.950	13.500	12.650	
130	JANAS, Kim	GER	14.000	11.300	14.450	13.700	
131	SCHULZE, Nadja	GER	13.400	11.850	12.150	12.350	
	Total (best 2):	105.500	27.400	23.800	27.950	26.350	

Results Teams WAG
 EYOF qualification WOMEN
 Utrecht 2013







17-jul-2013

						
8	Belgium					
	104 FRANSOLET, Bérengère	BEL	13.900	12.900	13.300	11.550
	105 HERMANS, Rune	BEL	13.050	11.900	13.000	12.700
	106 VANDENHOLE, Cindy	BEL	13.500	12.800	12.400	12.500
	Total (best 2):	104.600	27.400	25.700	26.300	25.200
9	The Netherlands					
	152 DE GROOT, Dana	NED	13.400	10.750	12.700	12.900
	153 THORSODOTTIR, Eythora	NED	12.500	12.650	14.150	13.050
	154 TITARSOLEJ, Mara	NED	0.000	11.450	0.000	13.350
	Total (best 2):	103.250	25.900	24.100	26.850	26.400
10	Spain					
	117 COLOM MARTIN, Claudia	ESP	13.550	9.900	12.750	12.300
	118 ROS VAQUER, Natalia	ESP	13.100	12.000	11.850	12.350
	119 GAMELL VILLA, Laura	ESP	13.750	10.650	12.550	12.100
	Total (best 2):	99.900	27.300	22.650	25.300	24.650
11	Belarus					
	107 KOSHALEVA, Aliaksandra	BLR	12.300	10.500	12.500	12.050
	108 KHRAMIANKOVA, Yulia	BLR	12.600	8.600	12.200	12.150
	109 HRYHORYEVA, Dayana	BLR	13.450	13.100	12.950	12.350
	Total (best 2):	99.600	26.050	23.600	25.450	24.500
12	Turkey					
	177 MOROVA, Ekin	TUR	12.050	9.250	10.700	11.550
	178 ALTIN, Cansu	TUR	13.500	11.550	10.550	12.300
	179 YILMAZ, Tutya	TUR	13.800	10.600	13.600	13.050
	Total (best 2):	99.100	27.300	22.150	24.300	25.350
13	Ukraine					
	180 FEDOROVA, Yana	UKR	14.050	11.600	12.650	12.000
	181 ILNYTSKA, Anastasiya	UKR	13.650	9.900	11.650	12.100
	182 SAHAYDAK, Iryna	UKR	13.650	10.500	11.650	12.150
	Total (best 2):	98.350	27.700	22.100	24.300	24.250
14	Switzerland					
	169 KRAUS, Michelle	SUI	12.600	10.000	12.450	11.350
	170 NESURINI, Gaia	SUI	12.300	8.800	11.900	12.100
	171 SIEGENTHALER, Stefanie	SUI	13.150	11.400	12.100	12.150
	Total (best 2):	95.950	25.750	21.400	24.550	24.250
15	Greece					
	132 TOKA, Zoi	GRE	12.150	9.300	10.850	11.350
	133 AFRATI, Argyro	GRE	13.700	12.150	12.300	13.000
	Total (best 2):	94.800	25.850	21.450	23.150	24.350

Results Teams WAG
EYOF qualification WOMEN
Utrecht 2013







17-jul-2013

						
16	Austria					
	101 METZLER, Erja	AUT	11.850	9.200	11.050	12.250
	102 SIRBU, Ceyda	AUT	12.600	9.850	11.100	10.950
	103 STABINGER, Jessica	AUT	13.100	12.200	10.750	11.950
	Total (best 2):	94.100	25.700	22.050	22.150	24.200
17	Slovakia					
	172 KORPOVA, Dominika	SVK	12.900	11.200	9.700	11.850
	173 KALAMAROVA, Radka	SVK	12.500	11.250	12.800	11.600
	Total (best 2):	93.800	25.400	22.450	22.500	23.450
18	Czech Republic					
	114 FIALOVA, Petra	CZE	13.000	8.950	11.200	12.300
	115 HAJKOVA, Julie	CZE	12.500	9.900	11.150	11.600
	116 MAJERECHOVA, Romana	CZE	13.000	10.250	10.400	12.000
	Total (best 2):	92.800	26.000	20.150	22.350	24.300
19	Finland					
	120 PITKANEN, Lotta	FIN	12.500	10.050	10.600	12.050
	121 SALMI, Anna	FIN	12.950	8.800	10.600	11.000
	122 SILEONI, Monica	FIN	13.400	9.500	12.350	11.700
	Total (best 2):	92.600	26.350	19.550	22.950	23.750
20	Hungary					
	134 FARKAS, Bianka	HUN	13.000	8.600	10.300	11.000
	135 KARSAL, Nikolett	HUN	12.450	9.400	11.700	10.500
	136 KERTESZ, Olivia	HUN	12.750	10.150	12.450	11.800
	Total (best 2):	92.250	25.750	19.550	24.150	22.800
21	Norway					
	155 SKREGELID, Martine	NOR	12.850	9.450	11.850	11.050
	156 NYGAARD, Dina	NOR	13.000	8.250	12.100	12.150
	Total (best 2):	90.700	25.850	17.700	23.950	23.200
22	Poland					
	157 LOPUSZANSKA, Wiktoria	POL	13.250	8.800	9.800	11.550
	158 BIEDA, Maria	POL	13.000	10.250	10.000	12.050
	159 SMOLKA, Walentyna	POL	12.850	10.700	9.000	11.300
	Total (best 2):	90.600	26.250	20.950	19.800	23.600
23	Bulgaria					
	110 DUNEV, Nicole	BUL	11.400	8.600	8.900	11.050
	111 ROMANOVA, Monika	BUL	12.400	9.250	10.050	11.250
	112 GEORGIEVA, Magdalena	BUL	12.550	9.450	11.900	12.200
	Total (best 2):	89.050	24.950	18.700	21.950	23.450

Results Teams WAG
 EYOF qualification WOMEN
 Utrecht 2013



17-jul-2013

							
24	Lithuania						
	147	BLAZYTE, Gabriele	LTU	12.850	10.650	9.450	11.700
	148	OBRAZCOVA, Evelina	LTU	12.550	7.700	11.350	10.300
	Total (best 2):			86.550	25.400	18.350	20.800
25	Luxembourg						
	149	PASTORET, Lisa	LUX	12.750	8.050	10.950	9.600
	150	TIMIS, Christelle	LUX	12.450	8.050	9.200	10.650
	151	STAAR, Cindy	LUX	12.500	9.450	11.000	10.750
	Total (best 2):			86.100	25.250	17.500	21.950
26	Latvia						
	144	CIRCENE, Alina	LAT	11.850	4.300	10.550	11.100
	145	KURCENKO, Aleksandra	LAT	12.500	9.350	9.400	10.050
	146	GOSA, Sabine	LAT	12.750	9.100	9.300	10.650
	Total (best 2):			85.400	25.250	18.450	19.950
27	Iceland						
	137	BERGTHORSDDOTTIR, Sigrídur Hr	ISL	12.900	8.900	10.650	11.650
	138	KRISTINSDOTTIR, Kristjana Yr	ISL	0.000	9.450	9.900	0.000
	139	SVANSDDOTTIR, Steinunn Anna	ISL	0.000	0.000	0.000	0.000
	Total (best 2):			63.450	12.900	18.350	20.550