

**Results Teams MAG**  
EYOF qualification MENS  
Utrecht 2013






16-jul-2013

Rank	Id	Name	NOC code							
<b>Medal group: EYOF Team Competition Men</b>										
<b>1</b>	<b>Great Britain</b>									
	32	THOMPSON, Gaius	GBR	14.350	11.550	13.200	14.350	13.000	13.400	
	31	BEVAN, Brinn	GBR	14.400	13.750	13.550	14.750	14.350	13.950	
	33	WILSON, Nile	GBR	14.300	13.800	13.900	14.500	14.850	13.300	
	Total (best 2):			<b>169.550</b>	<b>28.750</b>	<b>27.550</b>	<b>27.450</b>	<b>29.250</b>	<b>29.200</b>	<b>27.350</b>
<b>2</b>	<b>Russian Federation</b>									
	69	STRETOVICH, Ivan	RUS	13.950	12.950	13.750	13.900	14.450	13.550	
	70	POTAPOV, Kirill	RUS	13.800	13.950	13.550	13.900	14.100	13.450	
	71	STARIKOV, Valentin	RUS	14.000	13.600	13.600	14.500	14.500	13.550	
	Total (best 2):			<b>167.300</b>	<b>27.950</b>	<b>27.550</b>	<b>27.350</b>	<b>28.400</b>	<b>28.950</b>	<b>27.100</b>
<b>3</b>	<b>Italy</b>									
	46	MACCHINI, Carlo	ITA	13.250	13.650	12.800	13.350	13.350	13.750	
	47	SARRUGERIO, Marco	ITA	13.200	11.750	13.250	13.900	13.400	12.400	
	48	BARTOLINI, Nicola	ITA	13.500	12.600	12.900	14.600	13.550	12.950	
	Total (best 2):			<b>161.300</b>	<b>26.750</b>	<b>26.250</b>	<b>26.150</b>	<b>28.500</b>	<b>26.950</b>	<b>26.700</b>
<b>4</b>	<b>France</b>									
	28	CLERC, Remi	FRA	13.750	12.150	13.150	13.850	13.400	13.200	
	29	DEGOUY, Paul	FRA	13.250	9.150	13.700	12.800	13.900	13.600	
	30	HRIMECHE, Zachari	FRA	14.100	11.700	13.000	14.350	13.350	13.050	
	Total (best 2):			<b>160.850</b>	<b>27.850</b>	<b>23.850</b>	<b>26.850</b>	<b>28.200</b>	<b>27.300</b>	<b>26.800</b>
<b>5</b>	<b>Belgium</b>									
	7	LANDUYT, Florian	BEL	13.550	13.250	13.200	13.150	14.150	12.550	
	8	KEYBUS VAN DEN, Luka	BEL	11.750	12.500	11.300	12.600	12.850	13.200	
	9	VROLIX, Jonathan	BEL	14.250	12.800	12.800	14.300	12.950	12.950	
	Total (best 2):			<b>160.550</b>	<b>27.800</b>	<b>26.050</b>	<b>26.000</b>	<b>27.450</b>	<b>27.100</b>	<b>26.150</b>
<b>6</b>	<b>Switzerland</b>									
	77	CORADI, Sascha	SUI	13.950	11.250	12.900	13.800	13.700	13.400	
	78	PIFFNER, Adrian	SUI	13.150	12.800	12.900	13.600	13.650	13.000	
	79	MUNSCH, Jonas	SUI	13.350	12.050	12.600	12.650	13.400	13.500	
	Total (best 2):			<b>159.600</b>	<b>27.300</b>	<b>24.850</b>	<b>25.800</b>	<b>27.400</b>	<b>27.350</b>	<b>26.900</b>
<b>7</b>	<b>Hungary</b>									
	39	DUDAS, Norbert	HUN	11.450	12.350	13.300	13.300	13.350	12.050	
	40	BILICS, Bence	HUN	13.150	11.000	11.100	14.250	12.850	11.000	
	41	KARDOS, Neill	HUN	14.200	13.350	12.900	13.250	13.850	12.850	
	Total (best 2):			<b>158.900</b>	<b>27.350</b>	<b>25.700</b>	<b>26.200</b>	<b>27.550</b>	<b>27.200</b>	<b>24.900</b>
<b>8</b>	<b>The Netherlands</b>									
	54	KAPITEIN, Milo	NED	13.150	10.650	11.050	13.600	12.000	11.050	
	55	RIJKEN, Frank	NED	13.250	12.550	13.250	12.750	13.850	13.300	
	56	ZUIDEMA, Justen	NED	12.900	12.050	12.500	13.400	13.500	12.850	
	Total (best 2):			<b>157.250</b>	<b>26.400</b>	<b>24.600</b>	<b>25.750</b>	<b>27.000</b>	<b>27.350</b>	<b>26.150</b>

**Results Teams MAG**  
EYOF qualification MENS  
Utrecht 2013









16-jul-2013

Rank	Id	Name	NOC code							
<b>8</b>		<b>Turkey</b>								
	82	ONDER, Ahmet	TUR	13.450	13.250	13.350	14.200	14.350	12.500	
	83	HAMARATCILAR, Isa	TUR	13.050	11.500	12.950	13.150	12.600	12.350	
	84	GUNDOGDU, Yunus	TUR	11.050	11.250	12.300	12.800	13.150	11.500	
		Total (best 2):		<b>157.250</b>	<b>26.500</b>	<b>24.750</b>	<b>26.300</b>	<b>27.350</b>	<b>27.500</b>	<b>24.850</b>
<b>10</b>		<b>Germany</b>								
	34	DUNKEL, Nils	GER	13.250	13.300	13.100	13.200	13.100	12.350	
	35	EHRMANTRAUT, Yannick	GER	13.550	10.850	12.350	14.050	12.900	12.050	
	36	HAUG, Vinzenz	GER	13.000	12.550	12.700	13.250	13.400	12.450	
		Total (best 2):		<b>157.050</b>	<b>26.800</b>	<b>25.850</b>	<b>25.800</b>	<b>27.300</b>	<b>26.500</b>	<b>24.800</b>
<b>11</b>		<b>Ukraine</b>								
	86	VORONKO, Dmytro	UKR	13.300	11.200	12.050	13.500	12.700	11.550	
	87	GRYKO, Vladyslav	UKR	13.200	13.150	13.050	13.300	13.400	11.500	
	88	PETRENKO, Oleksandr	UKR	13.650	12.100	12.850	13.600	13.200	13.250	
		Total (best 2):		<b>156.600</b>	<b>26.950</b>	<b>25.250</b>	<b>25.900</b>	<b>27.100</b>	<b>26.600</b>	<b>24.800</b>
<b>12</b>		<b>Cyprus</b>								
	17	GEORGIU, Marios	CYP	13.500	12.950	13.200	13.800	13.800	13.200	
	18	MELANARKITIS, Charalambos	CYP	12.700	11.950	12.700	12.750	13.200	12.100	
		Total (best 2):		<b>155.850</b>	<b>26.200</b>	<b>24.900</b>	<b>25.900</b>	<b>26.550</b>	<b>27.000</b>	<b>25.300</b>
<b>13</b>		<b>Armenia</b>								
	1	KHACHATRYAN, Vigen	ARM	13.650	13.050	12.950	14.200	13.000	13.000	
	2	GEVORGYAN, Arsen	ARM	0.000	13.150	0.000	0.000	12.250	11.250	
	3	PETROSYAN, Hayk	ARM	12.850	11.200	12.050	12.650	12.850	5.750	
		Total (best 2):		<b>154.650</b>	<b>26.500</b>	<b>26.200</b>	<b>25.000</b>	<b>26.850</b>	<b>25.850</b>	<b>24.250</b>
<b>14</b>		<b>Austria</b>								
	4	BRAITSCH, Florian	AUT	13.350	12.850	11.250	13.300	13.200	10.800	
	5	HOCK, Vinzenz	AUT	12.900	12.650	13.550	13.500	11.950	11.550	
	6	KATHAN, Dirk	AUT	0.000	13.200	0.000	0.000	13.300	11.850	
		Total (best 2):		<b>153.800</b>	<b>26.250</b>	<b>26.050</b>	<b>24.800</b>	<b>26.800</b>	<b>26.500</b>	<b>23.400</b>
<b>15</b>		<b>Croatia</b>								
	15	SRBIC, Tin	CRO	13.850	13.000	13.050	13.650	13.600	13.600	
	16	VLAHEK, Jakov	CRO	12.800	12.650	10.150	12.650	12.500	11.550	
		Total (best 2):		<b>153.050</b>	<b>26.650</b>	<b>25.650</b>	<b>23.200</b>	<b>26.300</b>	<b>26.100</b>	<b>25.150</b>
<b>15</b>		<b>Portugal</b>								
	63	GUIMARÃES, Pedro	POR	12.550	12.650	11.950	12.650	12.450	11.100	
	64	DOURADO, Pedro	POR	12.750	12.050	13.050	12.150	12.100	11.600	
	65	ALMEIDA, Bernardo	POR	13.100	11.900	13.250	13.850	13.250	12.400	
		Total (best 2):		<b>153.050</b>	<b>25.850</b>	<b>24.700</b>	<b>26.300</b>	<b>26.500</b>	<b>25.700</b>	<b>24.000</b>
<b>17</b>		<b>Israel</b>								
	44	GLAZER, Eyal	ISR	12.800	12.650	12.800	12.650	13.050	12.150	
	45	YANUKA, Moran	ISR	12.650	13.300	12.750	13.650	12.200	12.050	
		Total (best 2):		<b>152.700</b>	<b>25.450</b>	<b>25.950</b>	<b>25.550</b>	<b>26.300</b>	<b>25.250</b>	<b>24.200</b>

**Results Teams MAG**  
EYOF qualification MENS  
Utrecht 2013









16-jul-2013

Rank	Id	Name	NOC code							
<b>18</b>		<b>Belarus</b>								
	10	YAKAULEU, Ilya	BLR	0.000	9.700	12.500	0.000	11.550	12.550	
	11	ULASAU, Dzmitry	BLR	12.250	10.950	12.200	13.250	11.850	12.600	
	12	HRANKOUSKI, Viktor	BLR	13.200	12.650	12.350	14.500	12.150	10.800	
		Total (best 2):		<b>150.800</b>	<b>25.450</b>	<b>23.600</b>	<b>24.850</b>	<b>27.750</b>	<b>24.000</b>	<b>25.150</b>
<b>19</b>		<b>Slovenia</b>								
	72	BOJANC, Luka	SLO	12.750	10.450	12.550	11.600	12.250	11.200	
	73	LAMPRET, Peter	SLO	13.100	11.050	12.350	13.050	12.200	9.500	
	74	SMIGOC, Miha	SLO	12.450	12.800	11.750	12.750	12.900	11.950	
		Total (best 2):		<b>148.700</b>	<b>25.850</b>	<b>23.850</b>	<b>24.900</b>	<b>25.800</b>	<b>25.150</b>	<b>23.150</b>
<b>20</b>		<b>Republic of Serbia</b>								
	75	VELICKOVIC, Petar	SRB	12.950	11.850	12.350	13.000	12.750	10.150	
	76	MRDJENOVIC, Nikola	SRB	13.000	11.650	11.500	13.250	13.000	12.000	
		Total (best 2):		<b>147.450</b>	<b>25.950</b>	<b>23.500</b>	<b>23.850</b>	<b>26.250</b>	<b>25.750</b>	<b>22.150</b>
<b>21</b>		<b>Greece</b>								
	37	KRANITIS, Nikolaos	GRE	13.100	8.750	12.950	13.650	11.200	10.450	
	38	TANTALIDIS, Antonios	GRE	13.200	13.700	11.800	13.150	12.750	12.250	
		Total (best 2):		<b>146.950</b>	<b>26.300</b>	<b>22.450</b>	<b>24.750</b>	<b>26.800</b>	<b>23.950</b>	<b>22.700</b>
<b>22</b>		<b>Poland</b>								
	60	PIWOWARSKI, Jakub	POL	13.150	10.550	11.150	13.500	13.000	11.000	
	61	STENCEL, Patryk	POL	11.550	8.500	10.850	11.800	12.200	9.850	
	62	GAWRONSKI, Sebastian	POL	13.250	10.450	12.400	13.500	11.800	12.550	
		Total (best 2):		<b>146.700</b>	<b>26.400</b>	<b>21.000</b>	<b>23.550</b>	<b>27.000</b>	<b>25.200</b>	<b>23.550</b>
<b>23</b>		<b>Spain</b>								
	22	VERA MORA, Adria	ESP	13.650	11.100	13.050	12.700	13.000	8.500	
	23	MARTIN MARTIN, Andres	ESP	0.000	0.000	13.650	13.150	0.000	0.000	
	24	VILLALBA ORDINAS, Francisco	ESP	11.750	11.750	11.850	13.200	11.600	12.250	
		Total (best 2):		<b>146.650</b>	<b>25.400</b>	<b>22.850</b>	<b>26.700</b>	<b>26.350</b>	<b>24.600</b>	<b>20.750</b>
<b>24</b>		<b>Lithuania</b>								
	52	GADRUS, Vytautas	LTU	12.200	9.250	10.000	11.650	11.500	10.850	
	53	KUZMICKAS, Tomas	LTU	14.300	12.850	13.200	14.000	13.700	12.750	
		Total (best 2):		<b>146.250</b>	<b>26.500</b>	<b>22.100</b>	<b>23.200</b>	<b>25.650</b>	<b>25.200</b>	<b>23.600</b>
<b>25</b>		<b>Ireland</b>								
	42	JACK, Neill	IRL	12.750	12.400	11.300	12.750	12.350	11.650	
	43	FOX, Daniel	IRL	12.750	11.100	12.550	12.800	12.750	10.600	
		Total (best 2):		<b>145.750</b>	<b>25.500</b>	<b>23.500</b>	<b>23.850</b>	<b>25.550</b>	<b>25.100</b>	<b>22.250</b>
<b>26</b>		<b>Czech Republic</b>								
	19	JANECZKO, Ondrej	CZE	13.350	9.550	13.050	12.550	12.550	11.350	
	20	RUZEK, Michal	CZE	12.300	9.750	10.750	12.700	11.650	12.000	
	21	YE, Tomas	CZE	11.750	11.500	10.400	11.850	12.000	10.300	
		Total (best 2):		<b>143.850</b>	<b>25.650</b>	<b>21.250</b>	<b>23.800</b>	<b>25.250</b>	<b>24.550</b>	<b>23.350</b>

**Results Teams MAG**  
EYOF qualification MENS  
Utrecht 2013



16-jul-2013

Rank	Id	Name	NOC code							
<b>27</b>		<b>Romania</b>								
	66	GHIUZAN, Robert	ROU	12.200	8.850	12.750	12.650	11.600	11.550	
	67	NECSA, Bogdan	ROU	11.950	9.900	11.300	13.300	10.250	11.200	
	68	PRICHINDEL, Ovidiu	ROU	12.550	11.500	11.850	13.500	11.600	10.850	
		Total (best 2):		<b>143.500</b>	<b>24.750</b>	<b>21.400</b>	<b>24.600</b>	<b>26.800</b>	<b>23.200</b>	<b>22.750</b>
<b>28</b>		<b>Slovakia</b>								
	80	TAKAC, Igor	SVK	12.900	12.650	12.750	10.850	11.250	11.750	
	81	POTANCOK, Samuel	SVK	13.000	9.550	12.250	12.200	12.750	10.850	
		Total (best 2):		<b>142.750</b>	<b>25.900</b>	<b>22.200</b>	<b>25.000</b>	<b>23.050</b>	<b>24.000</b>	<b>22.600</b>
<b>29</b>		<b>Norway</b>								
	59	LARSEN, Torry	NOR	12.700	10.750	10.750	13.500	12.800	11.000	
	57	JENSET, Jesper	NOR	12.200	10.250	10.300	13.650	10.400	6.100	
	58	BEDZETI-OLSEN, Arian	NOR	12.950	7.850	11.450	12.500	11.350	11.100	
		Total (best 2):		<b>142.250</b>	<b>25.650</b>	<b>21.000</b>	<b>22.200</b>	<b>27.150</b>	<b>24.150</b>	<b>22.100</b>
<b>30</b>		<b>Finland</b>								
	25	HANNULA, Leevi	FIN	12.500	7.750	6.300	12.050	11.850	8.050	
	26	SAAMANEN, Rasmus	FIN	12.150	10.000	10.750	13.850	12.350	5.900	
	27	SORAVUO, Emil	FIN	13.600	10.450	12.600	14.000	12.450	10.200	
		Total (best 2):		<b>140.800</b>	<b>26.100</b>	<b>20.450</b>	<b>23.350</b>	<b>27.850</b>	<b>24.800</b>	<b>18.250</b>
<b>31</b>		<b>Bulgaria</b>								
	13	ANGELOV, Svetoslav	BUL	12.650	10.200	12.200	12.600	11.000	9.900	
	14	STOYNEV, Dobromir	BUL	12.600	9.000	11.650	13.600	11.450	11.900	
		Total (best 2):		<b>138.750</b>	<b>25.250</b>	<b>19.200</b>	<b>23.850</b>	<b>26.200</b>	<b>22.450</b>	<b>21.800</b>
<b>32</b>		<b>Latvia</b>								
	49	BANKOV, Ralfs	LAT	12.250	10.400	9.450	10.650	11.150	10.050	
	50	IVANOV, Antons	LAT	0.000	0.000	0.000	12.300	0.000	0.000	
	51	ULUKINS, Edgars	LAT	0.000	0.000	10.750	0.000	11.550	11.650	
		Total (best 2):		<b>110.200</b>	<b>12.250</b>	<b>10.400</b>	<b>20.200</b>	<b>22.950</b>	<b>22.700</b>	<b>21.700</b>

\*\*\* End of Report \*\*\*

Legend:

